

Feedback Analysis regarding Curriculum 2018-19

Feedback from stakeholders serves an integral as well as desired component of the teaching learning process that paves the way for continual improvement in the quality of education being delivered in an institution. A regular collection and assessment of the feedback helps in maintaining a track of the needs and expectations of the students from their teachers, syllabus and courses, which can be translated into reforms at the appropriate fora or levels.

The feedback committee of the college collects feedback form from the students of the various classes in structured formats pertaining to the varied aspects of their curriculum. The feedback forms have been designed with the help of Google forms and shared with the students, parents and faculty through varied social media groups. They are required to submit their responses to a set of nine Statements on a 5-point likert scale in which choices range from Strong Agree to Strongly Disagree. The feedback thus received is then analyzed by the committee and shared with the Principal, IQAC and the faculty for discussion.

The analysis of the feedback is given Statement-wise and is as follows:

I. Feedback from Students

Table 1: Feedback from Students regarding Curriculum 2018-19

	Statements	Figures in parenthesis are percentages (%)				
		Strongly Disagree	Disagree	Neutral	Agree	Strongly Agree
1	The Syllabus studied by me is relevant to my professional life.	34 (4.2)	75 (9.3)	256 (32)	279 (35)	161 (20)
2	The contents of the Syllabus are revised at reasonable intervals	65 (8.1)	110 (14)	253 (31)	219 (27)	158 (20)
3	The syllabus imparts value based learning in terms of skill, concepts, knowledge and critical thinking in students	53 (6.6)	107 (13)	242 (30)	235 (29)	168 (21)
4	Aims and objectives of the syllabus are well defined and clear to the teachers and students	29 (3.6)	84 (10)	217 (27)	255 (32)	220 (27)
5	The course/ syllabus has increased my knowledge and understanding of the subject studied	32 (4)	48 (6)	210 (26)	290 (36)	225 (28)
6	The prescribed books are relevant, updated and appropriate	52 (6.5)	93 (12)	233 (29)	248 (31)	179 (22)
7	The syllabus is directly related to enhancing practical competencies	109 (14)	148 (18)	240 (30)	185 (23)	123 (15)
8	The syllabus is need based as per the requirement of the job/industry	85 (11)	116 (14)	275 (34)	195 (24)	134 (17)
9	The curriculum is designed to enhance employability	80 (9.9)	141 (18)	261 (32)	208 (26)	115 (14)

Feedback of Students regarding Curriculum 2018-2019

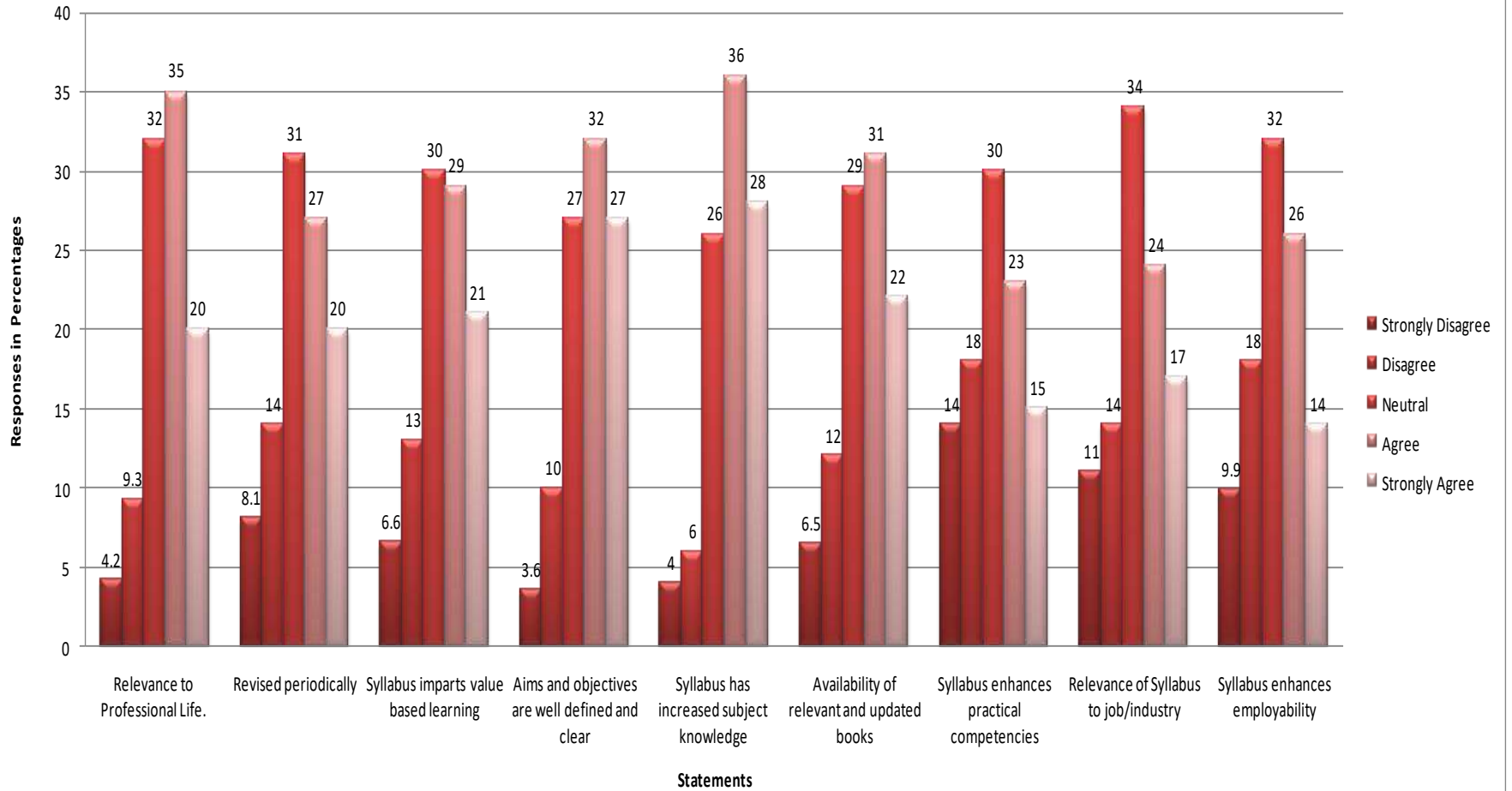


Figure 1

Analysis of Feedback

Statement 1: Relevance of Syllabus

Majority of the students i.e. 35 percent of the students agreed and 20 percent of students strongly agreed that the syllabus studied has been relevant to their professional life. While 32 percent students held a neutral opinion in this regard.

Statement 2: Regular Revision of the Content of Syllabus

27 percent of students agreed and 20 percent strongly agreed that the content of the syllabus has been revised at reasonable intervals. On the other hand, 31 percent held a neutral opinion in this context.

Statement 3: Value Bases Learning

Majority of students i.e. 27 percent of the students agreed and 21 percent of students strongly agreed that the syllabus imparts value based learning in terms of skill, concepts, knowledge and critical thinking in students. While 30 percent students held a neutral response in this regard.

Statement 4: Well-Defined Aims and Objectives of Syllabus

32 percent of students agreed and 27 percent strongly agreed that the aims and objectives of the syllabus are well defined and clear to the teachers and students. On the other hand, 27 percent held a neutral opinion in this context.

Statement 5: Enhancement of Subject Knowledge

Majority of students i.e. 36 percent of the students agreed and 28 percent of students strongly agreed that the course/ syllabus has increased my knowledge and understanding of the subject studied. While 26 percent students held a neutral response in this regard.

Statement 6: Relevant and Updated Books

31 percent of students agreed and 22 percent strongly agreed that the prescribed books are relevant, updated and appropriate. On the other hand, 29 percent held a neutral opinion in this context.

Statement 7: Syllabus Enhancing Practical Competencies

Majority of students i.e. 23 percent of the students agreed and 15 percent of students strongly agreed that the syllabus is directly related to enhancing practical competencies. While 30 percent students held a neutral response in this regard.

Statement 8: Syllabus Need Based as per the Requirement of the Job

24 percent of students agreed and 17 percent strongly agreed that the syllabus is need based as per the requirement of the job/industry. On the other hand, 34 percent held a neutral opinion in this context.

Statement 9: Curriculum Enhance Employability

Majority of students i.e. 26 percent of the students agreed and 14 percent of students strongly agreed that the curriculum is designed to enhance employability. While 32 percent students held a neutral response in this regard.

II. Feedback from Parents

Table No.2: Feedback from Parents regarding Curriculum 2018-19

	Statements	Figures in parenthesis are percentages (%)				
		Strongly Disagree	Disagree	Neutral	Agree	Strongly Agree
1	The Syllabus studied by my ward is relevant to my ward's professional life.	35 (7.1)	34 (6.9)	156 (32)	149 (30)	120 (24)
2	The contents of the Syllabus are revised at reasonable intervals	31 (6.3)	49 (9.9)	163 (33)	146 (30)	105(21)
3	The syllabus imparts value based learning in terms of skill, concepts, knowledge and critical thinking in students	34 (6.9)	49 (9.9)	156 (32)	141 (29)	114 (23)
4	Aims and objectives/Practical outcomes & Implications of the syllabus are well defined and clear.	31 (6.3)	51 (10)	139(28)	151 (31)	122 (25)
5	The course/ syllabus has increased my ward's knowledge and understanding of the subjects studied	27 (5.5)	26 (5.3)	15932	15030	13227
6	The prescribed books are relevant, updated and appropriate	27 (5.5)	45 (9.1)	142 (29)	155 (31)	125 (25)
7	The syllabus is directly related to enhancing practical competencies	56 (11)	77 (16)	150 (30)	109 (22)	102 (21)
8	The syllabus is need based as per the requirement of the job/industry	41 (8.3)	63 (13)	165 (33)	115 (23)	110 (22)
9	The curriculum is designed to enhance employability	47 (9.5)	51 (10)	182 (37)	107 (22)	107 (22)

Feedback of Parents regarding Curriculum 2018-2019

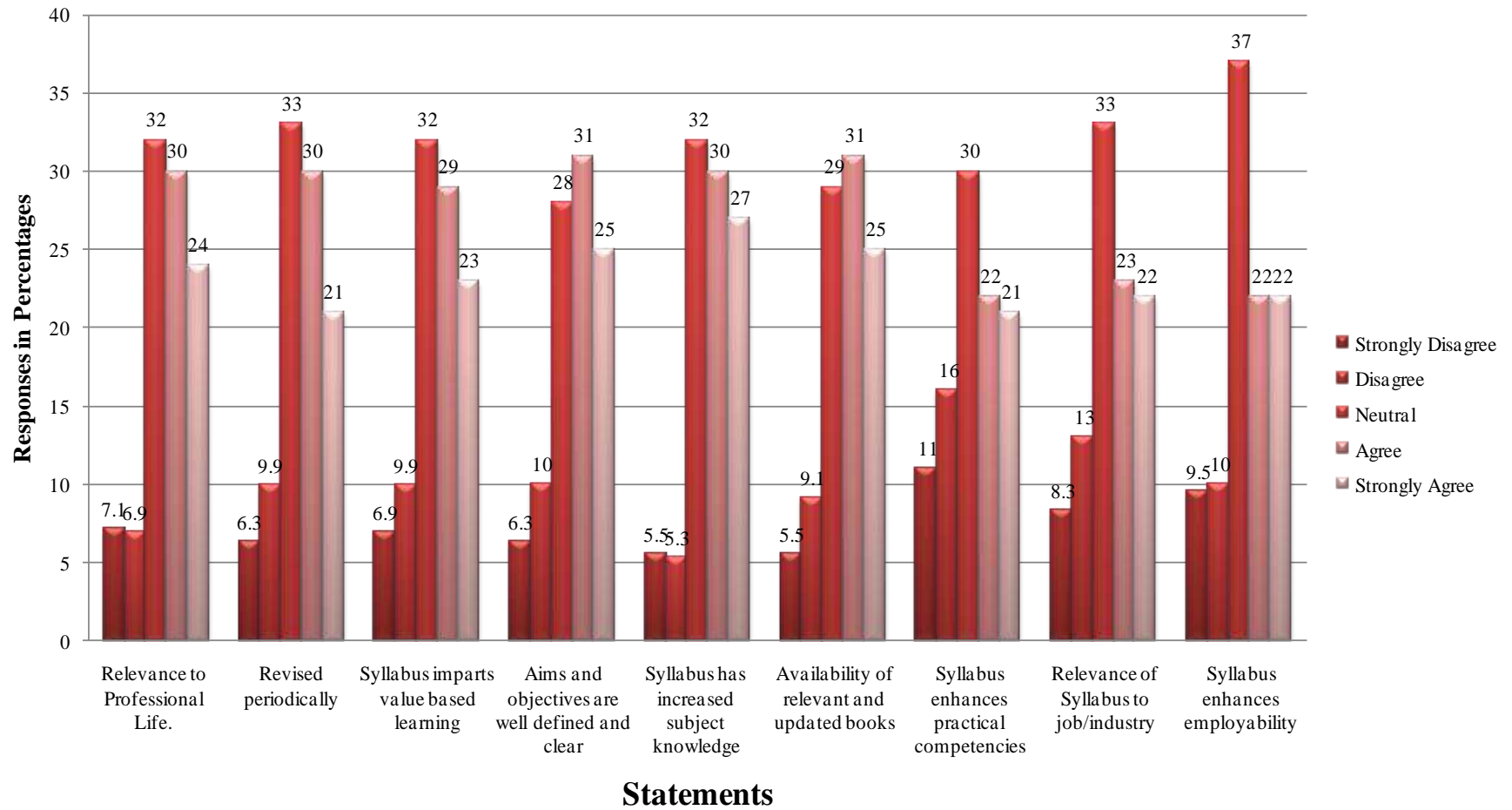


Figure 2

Statement 1: Relevance of Syllabus

Majority of the parents i.e. 30 percent of the parents agreed and 24 percent of students strongly agreed that the syllabus studied has been relevant to their professional life. While 32 percent parents held a neutral opinion in this regard.

Statement 2: Regular Revision of the Content of Syllabus

30 percent of parents agreed and 21 percent strongly agreed that the content of the syllabus has been revised at reasonable intervals. On the other hand, 33 percent held a neutral opinion in this context.

Statement 3: Value Bases Learning

Majority of parents i.e. 29 percent of the parents agreed and 23 percent of parents strongly agreed that the syllabus imparts value based learning in terms of skill, concepts, knowledge and critical thinking in students. While 32 percent parents held a neutral response in this regard.

Statement 4: Well-Defined Aims and Objectives of Syllabus

31 percent of parents agreed and 25 percent strongly agreed that the aims and objectives of the syllabus are well defined and clear to the teachers and students. On the other hand, 28 percent held a neutral opinion in this context.

Statement 5: Enhancement of Subject Knowledge

Majority of parents i.e. 30 percent of the parents agreed and 27 percent of parents strongly agreed that the course/ syllabus has increased my knowledge and understanding of the subject studied. While 32 percent parents held a neutral response in this regard.

Statement 6: Relevant and Updated Books

31 percent of parents agreed and 25 percent strongly agreed that the prescribed books are relevant, updated and appropriate. On the other hand, 29 percent held a neutral opinion in this context.

Statement 7: Syllabus Enhancing Practical Competencies

Majority of parents i.e. 22 percent of the parents agreed and 21 percent of parents strongly agreed that the syllabus is directly related to enhancing practical competencies. While 30 percent parents held a neutral response in this regard.

Statement 8: Syllabus Need Based as per the Requirement of the Job

23 percent of parents agreed and 22 percent strongly agreed that the syllabus is need based as per the requirement of the job/industry. On the other hand, 33 percent held a neutral opinion in this context.

Statement 9: Curriculum Enhance Employability

Majority of parents i.e. 22 percent of the parents agreed and 22 percent of parents strongly agreed that the curriculum is designed to enhance employability. While 37 percent parents held a neutral response in this regard.

III. Feedback from Teachers

IV. Table 3: Feedback from Teachers regarding Curriculum 2018-19

	Statements	Responses In Percentages (%)				
		Strongly Disagree	Disagree	Neutral	Agree	Strongly Agree
1	The syllabus taught by me is relevant and the contents are revised at reasonable intervals	0 (0)	6 (6.8)	21 (24)	39 (44)	22 (25)
2	The syllabus imparts value based learning in terms of skill, concepts, knowledge and critical thinking in students	0 (0)	5 (5.7)	27 (31)	31 (35)	25 (28)
3	Aims and objectives of the syllabus are well defined and clear to the teachers and students	0(0)	5 (5.7)	13 (15)	34 (39)	36 (41)
4	The syllabus has increased students knowledge and understanding of the subject	1 (1.1)	5 (5.7)	16 (18)	32 (36)	34 (39)
5	The prescribed books are relevant, updated and appropriate	1(1.1)	7 (8)	18 (20)	32 (36)	30 (34)
6	The syllabus is directly related to enhancing practical competencies	4 (4.5)	15 (17)	34 (39)	18 (20)	17 (19)
7	The curriculum is Research oriented	12 (14)	20 (23)	22 (25)	21 (24)	13 (15)
8	The syllabus is need based as per the requirement of the industry	5 (5.7)	22 (25)	28 (32)	16 (18)	17 (19)
9	The curriculum is designed to enhance employability	7 (8)	15 (17)	35 (40)	18 (20)	13 (15)

Feedback of Teachers regarding Curriculum 2018-2019

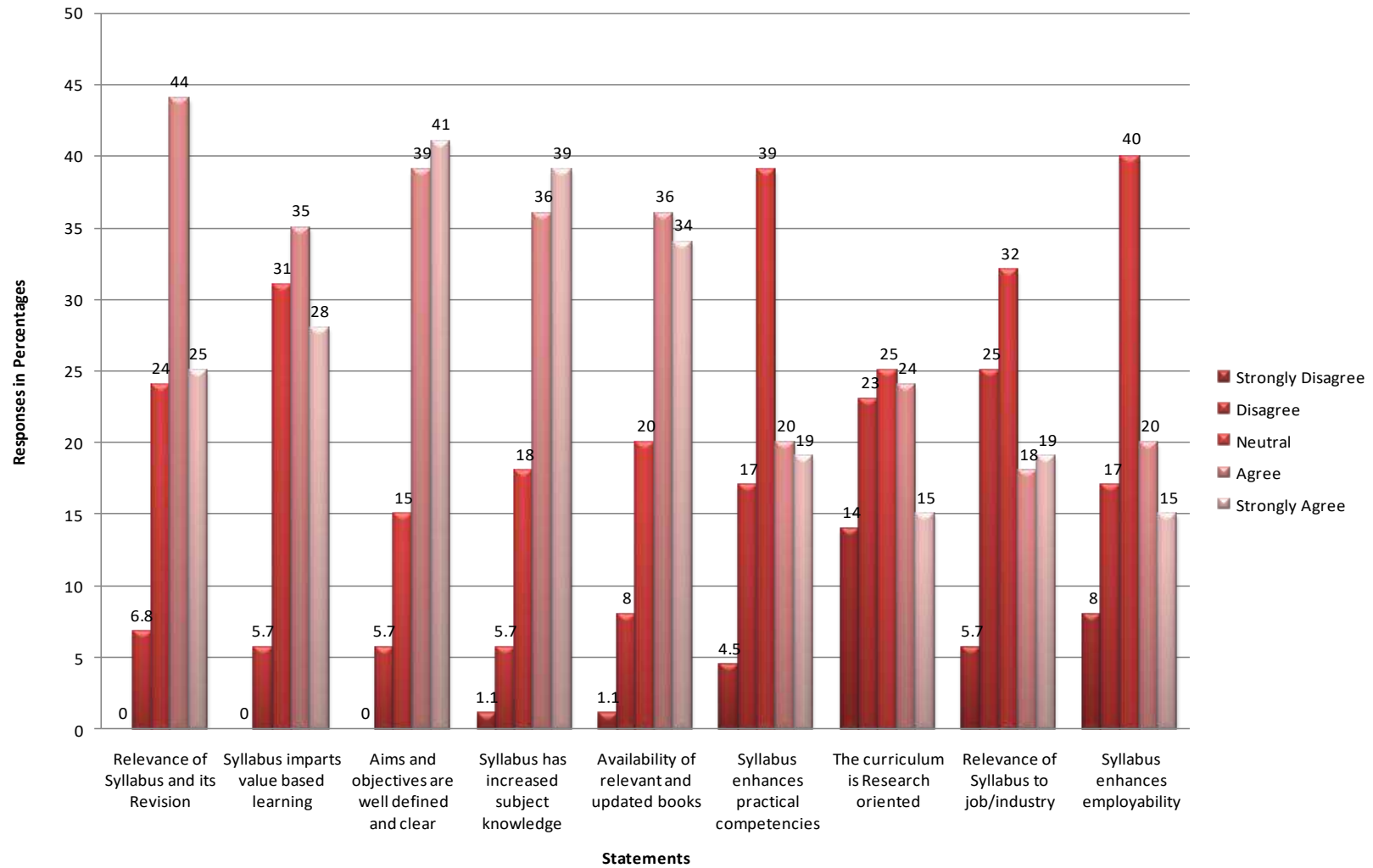


Figure 3

In our college eight teachers are the members of Board of Studies. 64 percent teachers are teaching undergraduate classes and eight percent teachers are teaching post-graduate classes. 35 percent are teaching both graduate and post-graduate classes. One percent of teachers are involve in teaching add on courses in the college.

Statement 1: Relevance of Syllabus

Majority of the teachers i.e. 44 percent of the teachers agreed and 25 percent of parents strongly agreed that the syllabus studied has been relevant to their professional life. While 24 percent teachers held a neutral opinion in this regard.

Statement 2: Regular Revision of the Content of Syllabus

35 percent of teachers agreed and 28 percent strongly agreed that the content of the syllabus has been revised at reasonable intervals. On the other hand, 31 percent held a neutral opinion in this context.

Statement 3: Value Bases Learning

Majority of teachers i.e. 39 percent of the teachers agreed and 41 percent of teachers strongly agreed that the syllabus imparts value based learning in terms of skill, concepts, knowledge and critical thinking in students. While 15 percent teachers held a neutral response in this regard.

Statement 4: Well-Defined Aims and Objectives of Syllabus

36 percent of teachers agreed and 39 percent strongly agreed that the aims and objectives of the syllabus are well defined and clear to the teachers and students. On the other hand, 18 percent held a neutral opinion in this context.

Statement 5: Enhancement of Subject Knowledge

Majority of teachers i.e. 36 percent of the teachers agreed and 34 percent of teachers strongly agreed that the course/ syllabus has increased my knowledge and understanding of the subject studied. While 20 percent teachers held a neutral response in this regard.

Statement 6: Relevant and Updated Books

20 percent of teachers agreed and 19 percent strongly agreed that the prescribed books are relevant, updated and appropriate. On the other hand, 39 percent held a neutral opinion in this context.

Statement 7: Syllabus Enhancing Practical Competencies

Majority of teachers i.e. 24 percent of the teachers agreed and 15 percent of teachers strongly agreed that the syllabus is directly related to enhancing practical competencies. While 25 percent teachers held a neutral response in this regard.

Statement 8: Syllabus Need Based as per the Requirement of the Job

18 percent of teachers agreed and 19 percent strongly agreed that the syllabus is need based as per the requirement of the job/industry. On the other hand, 32 percent held a neutral opinion in this context.

Statement 9: Curriculum Enhance Employability

Majority of teachers i.e. 20 percent of the teachers agreed and 15 percent of teachers strongly agreed that the curriculum is designed to enhance employability. While 40 percent teachers held a neutral response in this regard.