

A collage of design-related items. In the center is a color palette with various shades of red, orange, yellow, and green. To the left are several rows of fabric swatches in different colors and textures, including reds, oranges, browns, and greys. A ruler is visible in the lower right, and cardboard boxes are scattered around the edges. The text 'ELEMENTS OF DESIGN' is overlaid in large white letters.

ELEMENTS OF DESIGN

Created by: Darpanjot Kaur

Subject: Home Science


Class: BA 1

ELEMENTS & PRINCIPLES

- building blocks of any good piece of art
- the **principles of design** are the ways that interior designers *use* the **elements of art** to create good interior environment
- the use of elements according to the principles leads to attainment of **functionality, beauty, self-expression.**

LINE

SHAPE/FORM



SPACE



TEXTURE



COLOUR



LIGHT

ELEMENTS OF DESIGN

SCALE



PATTERN



ELEMENT #1: LINE

- a mark that is greater in length than in width
- indicates direction



TYPES OF LINES

VERTICAL

- activity dignity, discipline, strength
- emphasize height in a room



HORIZONTAL

- Sense of rest, relaxation and stability
- Too many can make a room seem dull



DIAGONAL

- break monotony of vertical and horizontal
- help move eye around room
- more interesting
- more difficult to use



CURVED

- grace, sophistication and flexibility
- more relaxed and informal



VERTICAL LINES



HORIZONTAL LINES



DIAGONAL LINES



CURVED LINES



ELEMENT #2: SHAPE/FORM

- combination of lines give rise to form
- form is something solid and tangible
- dominance of one kind of form/shape unifies the total effect
- form of an object should suit its function
- form of an object is influenced by the material out of which object is made

ELEMENT #3: SPACE

- total area a person can see
- large shapes and forms break up space
- area around shape/form is called **negative space**



NEGATIVE SPACE



ELEMENT #4: TEXTURE

- surface quality of textile or finish
- can be **apparent** (visual) or **tactile** (touch)
- texture gives character and beauty to an object / interior
- roughness or smoothness of a material affects the capacity to reflect or absorb light.

ELEMENT #4: TEXTURE

- **light influences our perception of texture:** direct light enhance the physical texture whereas diffused lighting de-emphasize the physical texture.
- harmony in the use of texture
- **coarse texture** blends well with bold colours while **fine texture** blends well with pastels


TYPES OF TEXTURE




ROUGH



SMOOTH



DULL



SHINY



SOFT



ELEMENT #5: COLOUR

- light reflected off objects is seen as colour
- the colour of the object depends on the light falling on it and also the pigments used in its making.
- colours can create moods
- colours can have strong emotional and psychological impact
- colours may create illusions of space

ELEMENT #6: LIGHT

- it is artistic as well as utilitarian element
- different moods can be created
- it may help to create focus Can alter the colour and texture of an object or interiors
- it can create dramatizing effect in a room
- it can create illusion of space
- interior designers should make effective use of natural and artificial light

ELEMENT #6: LIGHT

Factors affecting amount of light entering the house:

1. number of windows in the house
2. orientation of the house
3. trees and climbers around the house
4. time of the day when the room is to be used

NATURAL LIGHT



ARTIFICIAL LIGHT





ELEMENT #7: PATTERN

- forms put together make up a pattern
- pattern should be used for about one fourth of the total area
- pattern creates illusion of depth, and add character and life to a room
- surface pattern add liveliness and interest in a room

PATTERNS





ELEMENT #8: SCALE

The articles used in interior decoration should have appropriate scale in relation to each other and the space available

SCALE

