

Feedback Analysis regarding Curriculum 2021-22

Feedback from stakeholders is an integral as well as a desired component of the teaching-learning process. It paves the way for continual improvement in the quality of education being delivered by an institution. A regular collection and assessment of the feedback helps in maintaining a track of the needs and expectations of the students from their teachers, syllabi and courses so that these may be reformed at appropriate levels. The Feedback Committee of the college collects feedback forms from the students of various classes in structured formats pertaining to the varied aspects of their curriculum. These feedback forms were designed with the help of Google forms and shared with the students, parents and faculty through varied social media groups. The respondents were required to submit their responses on a set of nine statements on a 5-point Likert scale, ranging from Strongly Disagree to Strongly Agree. The feedback thus received was then analyzed by the Committee and shared with the Principal, IQAC and the faculty for discussion. The analysis of the feedback for the year 2021-22 is as follows:

I. Feedback from Students

TABLE 1						
FEEDBACK FROM STUDENTS REGARDING CURRICULUM 2021-22						
Sr. No.	Statements	Strongly Disagree	Disagree	Neutral	Agree	Strongly Agree
1	The Syllabus studied by me is relevant to my professional life.	40(4.3%)	84(9.1%)	253(27.4%)	321(34.7%)	227(24.5%)
2	The contents of the Syllabus are revised at reasonable intervals	103(11.1%)	152(16.4%)	262(28.3%)	262(28.3%)	146(15.8%)
3	The syllabus imparts value based learning in terms of skill, concepts, knowledge and critical thinking in students	58(6.3%)	118(12.8%)	281(30.4%)	277(29.9%)	191(20.6%)
4	Aims and objectives of the syllabus are well defined and clear to the teachers and students	46(5%)	101(10.9%)	228(24.6%)	316(34.2%)	234(25.3%)
5	The course/ syllabus has increased my	31(3.4%)	65(7%)	235(25.4%)	342(37%)	252(27.2%)

	knowledge and understanding of the subject studied					
6	The prescribed books are relevant, updated and appropriate	46 (5%)	91(9.8%)	219(23.7%)	324(35%)	245(26.5%)
7	The syllabus is directly related to enhancing practical competencies	93 (10.1%)	155(16.8%)	264(28.5%)	260(28.1%)	153(16.5%)
8	The syllabus is need based as per the requirement of the job/industry	65 (7%)	119(12.9%)	288(31.1%)	271(29.3%)	182(19.7%)
9	The curriculum is designed to enhance employability	90 (9.7%)	119(12.9%)	288(31.1%)	248(26.8%)	180(19.5%)

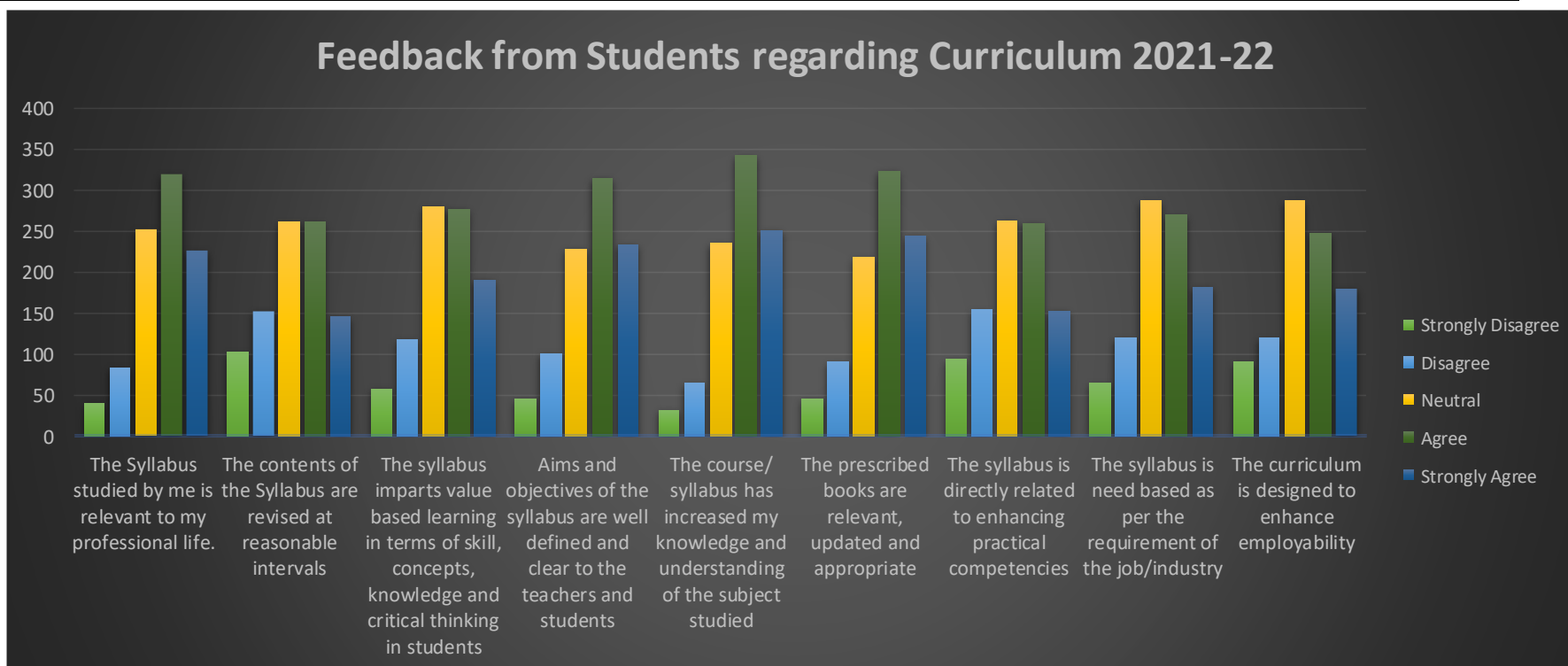


Figure 1

Analysis of Feedback

Statement 1: Relevance of Syllabus

About 34.7% of the students agreed and 24.5 % of students strongly agreed that the syllabus studied was relevant to their professional life. While 27.4% of students held a neutral opinion in this regard.

Statement 2: Regular Revision of the Content of Syllabus

Nearly 28.3% of students agreed and 15.8% strongly agreed that the content of the syllabus was revised at reasonable intervals. On the other hand, 28.3% held a neutral opinion in this context.

Statement 3: Value-Based Learning

Roughly 50.5% of the students agreed that the syllabus imparts value-based learning in terms of skill, concepts, knowledge and critical thinking in students. While 30.4% of students held a neutral response in this regard.

Statement 4: Well-Defined Aims and Objectives of Syllabus

About 34.2% of students agreed and 25.3% strongly agreed that the aims and objectives of the syllabus were well defined and clear to the teachers and students. On the other hand, 24.6% held a neutral opinion in this context.

Statement 5: Enhancement of Subject Knowledge

Nearly 37% of the students agreed and 27.2% of students strongly agreed that the course/ syllabus had increased their knowledge and understanding of the subject studied. While 25.4% of students held a neutral response in this regard.

Statement 6: Relevant and Updated Books

About 35% of students agreed and 26.5% strongly agreed that the prescribed books were relevant, updated and appropriate. On the other hand, 23.7% held a neutral opinion in this context.

Statement 7: Syllabus Enhancing Practical Competencies

44.6% of the students agreed that the syllabus was directly related to enhancing practical competencies. While 28.5% of students held a neutral response in this regard, nearly 10.1% felt that the syllabi failed to augment practical capabilities.

Statement 8: Syllabus isd need-based as per the Requirement of the Job

About 29.3% of students agreed and 19.7% strongly agreed that the syllabus was need-based as per the requirement of the job/industry. On the other hand, 31.1% held a neutral opinion in this context.

Statement 9: Curriculum Enhances Employability

Nearly 46.3% agreed that the curriculum was designed to enhance employability while 31.1% of students held a neutral response in this regard.

II. Feedback from Parents

**TABLE 2
FEEDBACK FROM PARENTS REGARDING CURRICULUM 2021-22**

S.No.	Statements	Strongly Disagree	Disagree	Neutral	Agree	Strongly Agree
1	The Syllabus studied by my ward is relevant to my professional life.	49 (9.8%)	71(14.3%)	174 (34.9%)	125 (25.1%)	79(15.9%)
2	The contents of the Syllabus are revised at reasonable intervals	50 (10%)	75 (15.1%)	175 (35.1%)	124 (24.9%)	74(14.9%)
3	The syllabus imparts value based learning in terms of skill, concepts, knowledge and critical thinking in students	30 (6%)	65 (13.1%)	159 (31.9%)	150 (30.1%)	94 (18.9%)
4	Aims and objectives/Practical outcomes & Implications of the syllabus are well defined and clear.	28 (5.6%)	59(11.8%)	156(31.3%)	159(31.9%)	96(19.3%)
5	The course/ syllabus has increased my ward's knowledge and understanding of the subjects studied	19 (3.8%)	39 (7.9%)	148 (29.7%)	183 (36.7%)	109 (21.9%)
6	The prescribed books are relevant, updated and appropriate	27 (5.4%)	53 (10.6%)	141 (28.3%)	151 (30.3%)	126 (25.3%)
7	The syllabus is directly related to enhancing practical competencies	47 (9.4%)	74 (14.9%)	160 (32.1%)	128 (25.7%)	89 (17.9%)
8	The syllabus is need based as per the requirement of the job/industry	39 (7.8%)	68 (13.7%)	171(34.3%)	129 (25.9%)	91 (18.3%)
9	The curriculum is designed to enhance employability	46 (9.2%)	69 (13.9%)	170(34.1%)	118(23.7%)	95(19.1%)

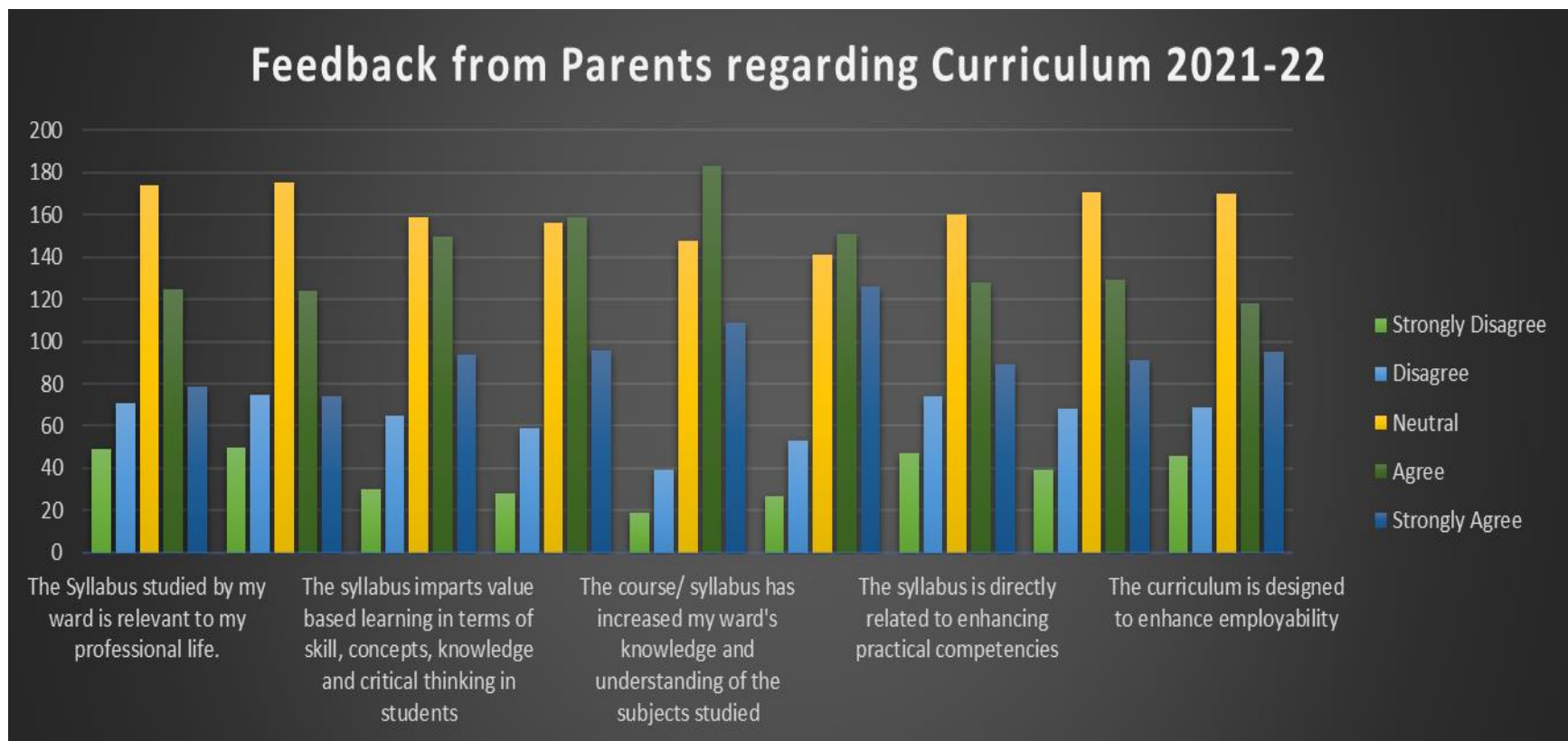


Figure 2

Analysis of Feedback from parents

Statement 1: Relevance of Syllabus

41% of the parents agreed that the syllabus studied was relevant to the professional lives of their wards. While 35% of parents held a neutral opinion in this regard.

Statement 2: Regular Revision of the Content of Syllabus

39.4% parents agreed that the content of the syllabus had been revised at reasonable intervals, while 35% held a neutral opinion in this context.

Statement 3: Value-Based Learning

49% agreed that the syllabus imparted value-based learning in terms of skill, concepts, knowledge and critical thinking in students. While 32% of parents held a neutral response in this regard.

Statement 4: Well-Defined Aims and Objectives of Syllabus

Almost 51.2% of the parents agreed that the aims and objectives of the syllabus were well defined and clear to the teachers and students. On the other hand, 31% held a neutral opinion in this context.

Statement 5: Enhancement of Subject Knowledge

A healthy figure of 59% of parents agreed that the course/ syllabus increased knowledge and understanding of the subject studied by their wards, whereas 30% of parents held a neutral response in this regard.

Statement 6: Relevant and Updated Books

More than 55% parents accepted that the prescribed books were relevant, updated and appropriate. On the other hand, 28% held a neutral opinion in this context.

Statement 7: Syllabus enhances Practical Competencies

Nearly 45% of parents agreed that the syllabus was directly related to enhancing practical competencies. About 32% of the parents held a neutral response in this matter.

Statement 8: Syllabus is need-based as per the Requirement of the Job

44% of the parents agreed that the syllabus was need-based as per the requirement of the job/industry. On the other hand, 34% held a neutral opinion in this context.

Statement 9: Curriculum enhances Employability

About 24% of the parents agreed and 19% of parents strongly agreed that the curriculum was designed to enhance employability. While 34% of parents held a neutral response in this regard.

III. Feedback from Teachers

TABLE 3						
FEEDBACK FROM TEACHERS REGARDING CURRICULUM 2020-21						
Sr. No.	Statements	Strongly Disagree	Disagree	Neutral	Agree	Strongly Agree
1	The syllabus taught by me is relevant and the contents are revised at reasonable intervals	6(4.2%)	3(2.1%)	22(15.4%)	59(41.3%)	53(37.1%)
2	The syllabus imparts value based learning in terms of skill, concepts, knowledge and critical thinking in students	2(1.4%)	4(2.8%)	26(18.2%)	56(39.2%)	54(37.8%)
3	Aims and objectives of the syllabus are well defined and clear to the teachers and students	2(1.4%)	2(1.9%)	19(13.3%)	49(34.3%)	69(48.3%)
4	The syllabus has increased my knowledge and understanding of the subject	5(3.5%)	3(2.1%)	16(11.2%)	47(32.9%)	72(50.3%)
5	The prescribed books are relevant, updated and appropriate	5(3.5%)	7(4.9%)	17(11.9%)	53(37.1%)	61(42.7%)
6	The syllabus is directly related to enhancing practical competencies	5(3.5%)	14(9.8%)	28(19.6%)	53(37.1%)	43(30.1%)
7	The curriculum is Research oriented	3(2.1%)	19(13.3%)	39(27.3%)	43(30.1%)	39(27.3%)
8	The syllabus is need based as per the requirement of the industry	5(3.5%)	9 (6.3%)	50(35%)	40(28%)	39(27.3%)
9	The curriculum is designed to enhance employability	6(4.2%)	12(8.4%)	42(29.4%)	39(27.3%)	44(30.8%)

Feedback from Teachers regarding Curriculum 2020-21

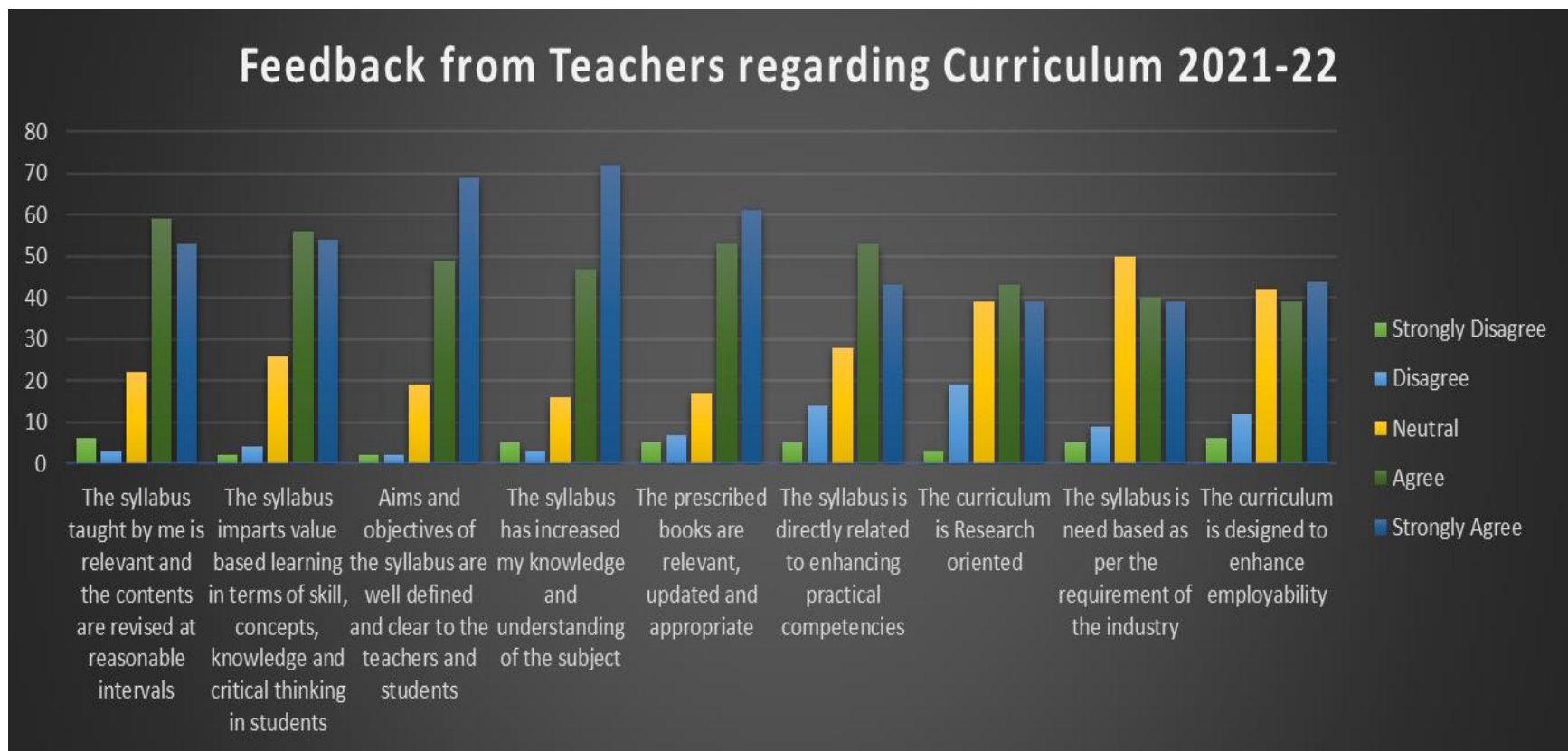


Figure 3

Analysis of Feedback from teachers

Statement 1: Syllabus is Relevant and is Revised Periodically

Approximately 41% of the teachers agreed and another 37% of them strongly agreed that the syllabus taught was relevant to the professional lives of students, while 22% of teachers held a neutral opinion in this regard.

Statement 2: Value-Based Learning

Nearly 39% of the teachers agreed and 38% of them strongly agreed that the syllabus imparted value-based learning in terms of skill, concepts, knowledge and critical thinking in students. 18% of teachers held a neutral response in this regard.

Statement 3: Well-Defined Aims and Objectives of Syllabus

Roughly 34% of the teachers strongly agreed and 48% agreed and that the aims and objectives of the syllabus were well defined and clear to the teachers and students. On the other hand, 13% held a neutral opinion in this context.

Statement 4: Enhancement of Subject Knowledge

About 33% of the teachers agreed and 50% of teachers strongly agreed that the course/ syllabus had increased knowledge and understanding of the subject in the students, while 11% of teachers held a neutral response in this regard.

Statement 5: Relevant and Updated Books

About 80% of teachers agreed that the prescribed books were relevant, updated and appropriate. On the other hand, 12% held a neutral opinion in this context.

Statement 6: Syllabus Enhances Practical Competencies

Nearly 37% of the teachers agreed and 30% of them strongly agreed that the syllabus was directly related to enhancing the practical competencies of students, while 20% of teachers held a neutral response in this regard.

Statement 7: Syllabus is need-based as per the Requirement of the Job

About 57% agreed that the syllabus was need-based as per the requirement of the job/industry. On the other hand, 27% held a neutral opinion in this context.

Statement 8: Curriculum Enhance Employability

About 55% agreed that the syllabus enhances employability. On the other hand, 35% held a neutral opinion in this context.

Statement 9: Curriculum is Research Oriented

Nearly 58 % teachers agreed that the curriculum is research oriented, while 29% of teachers held a neutral response in this regard.

Vibha Shazma

Allen
Principal
Mehr Chand Mahajan
DAV College for Women
Chandigarh